



Q3 2024

Wage Report – Florida Market

Created by WagePage
in partnership with Upshift



Florida Market Overview

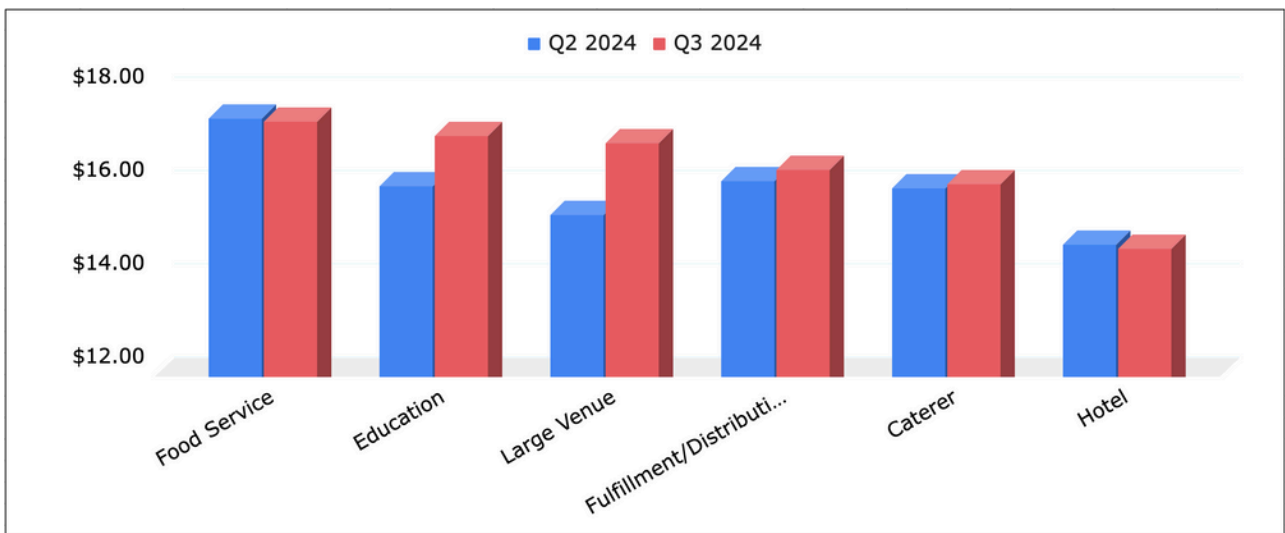
Overview of industries

Industry	Q2 2024	Q3 2024
Food Service	\$17.42	\$17.36
Education	\$15.97	\$17.04
Large Venue	\$15.35	\$16.88
Fulfillment/Distribution	\$16.08	\$16.32
Caterer	\$15.92	\$16.01
Hotel	\$14.72	\$14.62

The table and the graph represent **average hourly wages** in a given industry, observed in Q2 and Q3 of 2024.

The given data is **representative of real wages** during the measured amount of time and can be used to spot different hiring trends and determine fair wages.

The data is collected and analyzed in partnership with **Upshift**.



Highest paid industries



Food Service
\$17.36/hr on average



Education
\$17.04/hr on average



Large Venue
\$16.88/hr on average

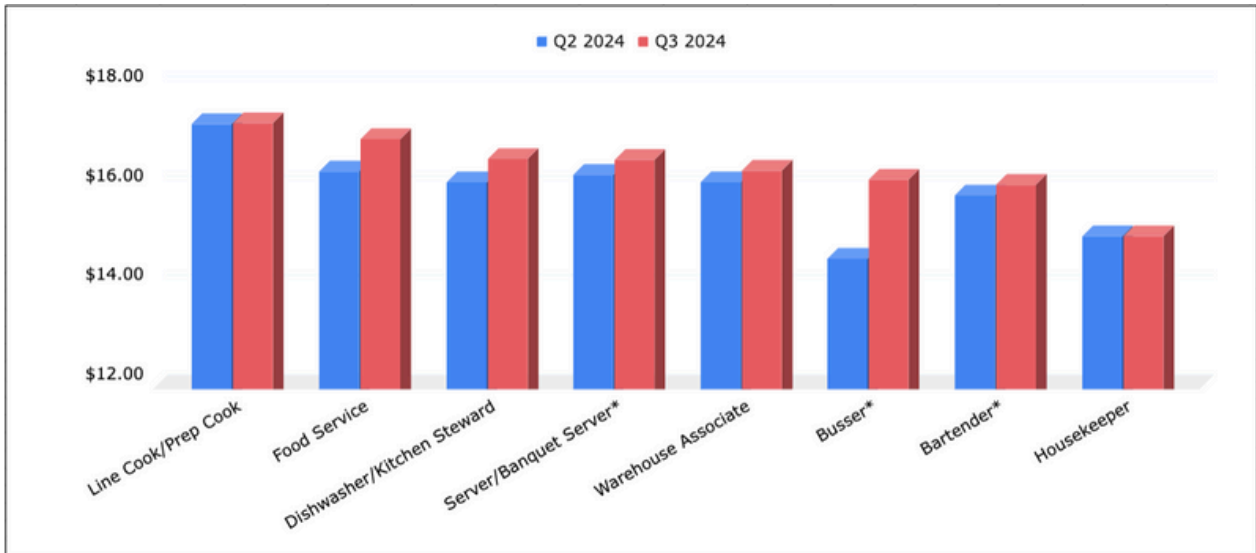
Overview of hourly wages per job type

Job Type	Q2 2024	Q3 2024
Line Cook/Prep Cook	\$17.25	\$17.27
Food Service	\$16.30	\$16.95
Dishwasher/Kitchen Steward	\$16.09	\$16.55
Server/Banquet Server*	\$16.23	\$16.54
Warehouse Associate	\$16.08	\$16.32
Busser*	\$14.54	\$16.14
Bartender*	\$15.82	\$16.04
Housekeeper	\$15.00	\$15.00

The table and the graph represent **average hourly wages** in a given position from the Hospitality sector, observed in Q2 and Q3 of 2024.

The given data is **representative of real wages** during the measured amount of time and can be used to spot different hiring trends and determine fair wages.

The data is collected and analyzed in partnership with **Upshift**.



Highest paid jobs



**Line Cook/
Prep Cook**

\$17.27/hr on average



Food Service


\$16.95/hr on average



**Dishwasher/
Kitchen Steward**

\$16.55/hr on average

* presented wages are non-tipped





Individual cities -

Miami, FL

Created by WagePage
in partnership with Upshift





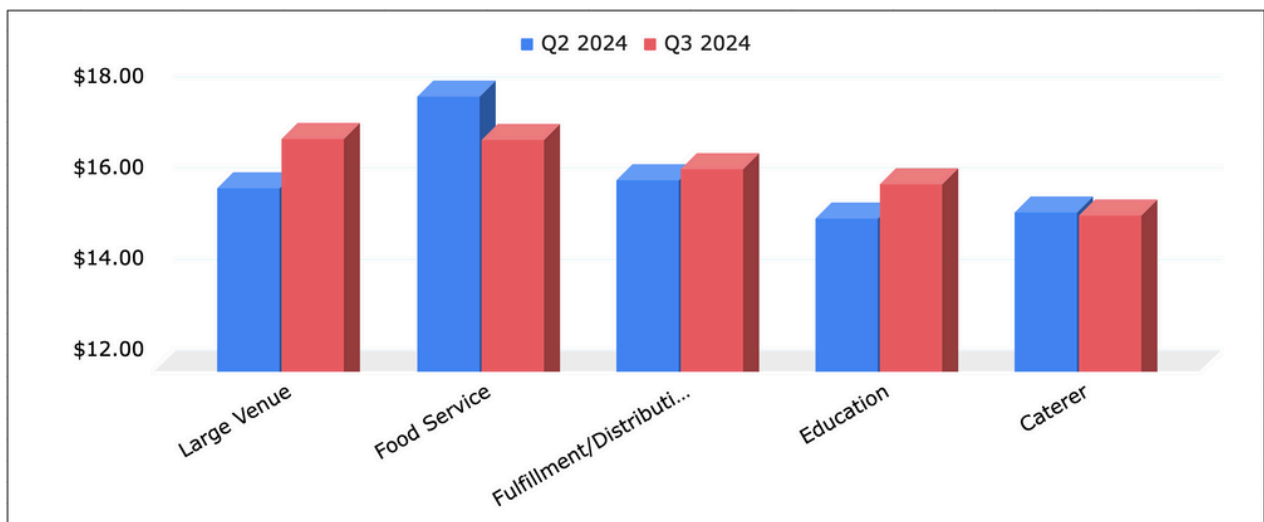
Overview of industries

Industry	Q2 2024	Q3 2024
Large Venue	\$15.91	\$17.00
Food Service	\$17.93	\$16.96
Fulfillment/Distribution	\$16.08	\$16.32
Education	\$15.24	\$16.00
Caterer	\$15.37	\$15.32

The table and the graph represent **average hourly wages** in a given industry, observed in Q2 and Q3 of 2024.

The given data is **representative of real wages** during the measured amount of time and can be used to spot different hiring trends and determine fair wages.

The data is collected and analyzed in partnership with **Upshift**.



Highest paid industries



Large Venue
\$17/hr on average



Food Service
\$16.96/hr on average



**Fulfillment/
Distribution**
\$16.32/hr on average

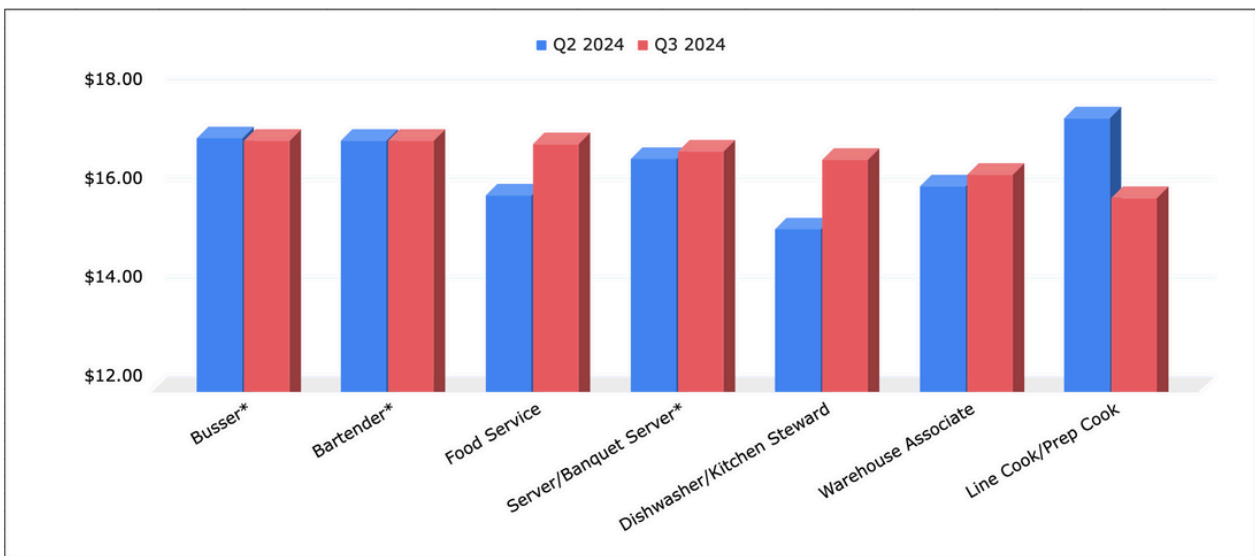
Overview of hourly wages per job type

Job Type	Q2 2024	Q3 2024
Busser*	\$17.06	\$17.00
Bartender*	\$17.00	\$17.00
Food Service	\$15.89	\$16.94
Server/Banquet Server*	\$16.63	\$16.79
Dishwasher/Kitchen Steward	\$15.21	\$16.62
Warehouse Associate	\$16.08	\$16.32
Line Cook/Prep Cook	\$17.46	\$15.85

The table and the graph represent **average hourly wages** in a given position, observed in Q2 and Q3 of 2024.

The given data is **representative of real wages** during the measured amount of time and can be used to spot different hiring trends and determine fair wages.

The data is collected and analyzed in partnership with **Upshift**.



Highest paid jobs



Busser
\$17/hr on average*



Bartender
\$17/hr on average*



Food Service
\$16.94/hr on average

* presented wages are non-tipped





Individual cities -

Tampa, FL

Created by WagePage
in partnership with Upshift





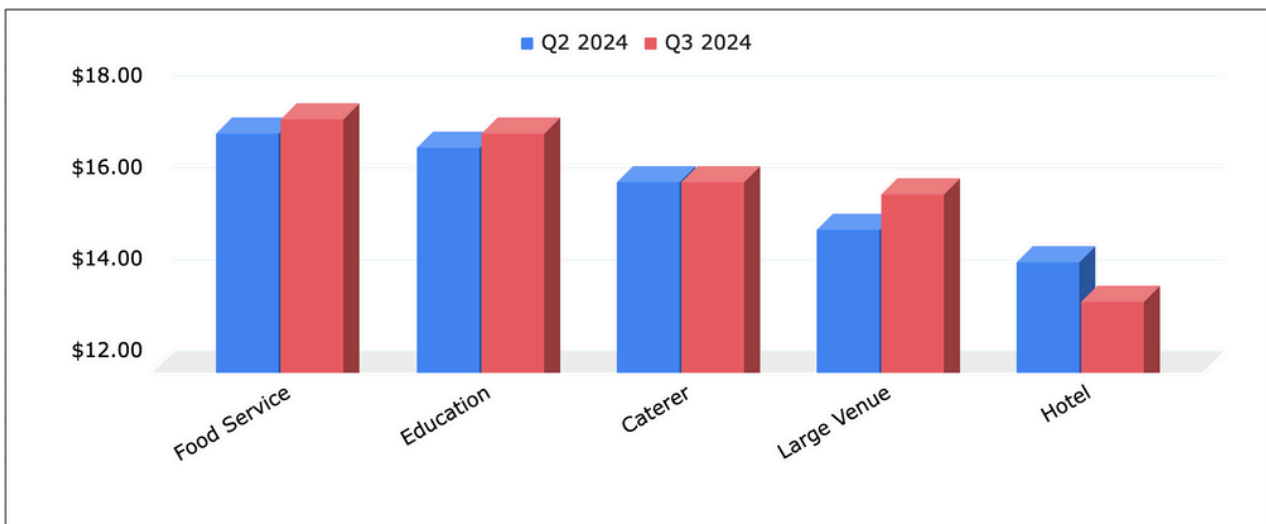
Overview of industries

Industry	Q2 2024	Q3 2024
Food Service	\$17.10	\$17.41
Education	\$16.80	\$17.11
Caterer	\$16.03	\$16.05
Large Venue	\$15.00	\$15.78
Hotel	\$14.29	\$13.43

The table and the graph represent **average hourly wages** in a given industry, observed in Q2 and Q3 of 2024.

The given data is **representative of real wages** during the measured amount of time and can be used to spot different hiring trends and determine fair wages.

The data is collected and analyzed in partnership with **Upshift**.



Highest paid industries



Food Service
\$17.41/hr on average



Education
\$17.11/hr on average



Caterer
\$16.05/hr on average

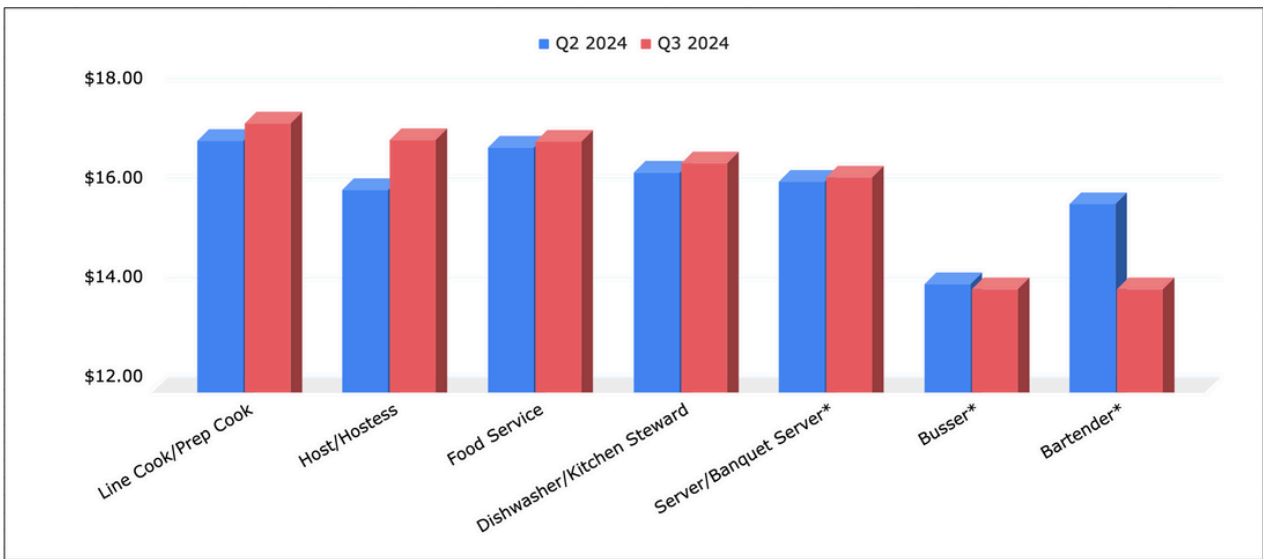
Overview of hourly wages per job type

Job Type	Q2 2024	Q3 2024
Line Cook/Prep Cook	\$16.98	\$17.34
Host/Hostess	\$16.00	\$17.00
Food Service	\$16.85	\$16.97
Dishwasher/Kitchen Steward	\$16.34	\$16.54
Server/Banquet Server*	\$16.16	\$16.25
Busser*	\$14.10	\$14.00
Bartender*	\$15.71	\$14.00

The table and the graph represent **average hourly wages** in a given position, observed in Q2 and Q3 of 2024.

The given data is **representative of real wages** during the measured amount of time and can be used to spot different hiring trends and determine fair wages.

The data is collected and analyzed in partnership with **Upshift**.



Highest paid jobs



**Line Cook/
Prep Cook**

\$17.34/hr on average



**Host/
Hostess**


\$17/hr on average



**Food
Service**

\$16.97/hr on average

* presented wages are non-tipped



How have we collected this data?

Thanks to **our partnership with Upshift**, a leading labor marketplace, **we are able to collect real-time, supporting data for workers in various industries and positions.** These are verified rates being paid today to Upshift workers in a wide variety of positions.

Offering accurate and attractive wages helps fill the applicant pool

As companies begin to compete for a scarce pool of labor, wages are rising quickly and many hourly workers are aware of this and are no longer wary of changing jobs for a better-paid position.

With more transparency on the current market rates, offering **competitive wages and accurate data** is one of the best ways to make sure you can attract enough job candidates.

How to best use the information given in the report

The Wage Report is a resource giving transparency on the wages set by companies in specific markets. **Its purpose is to help make informed decisions** on setting wages for workers looking for jobs on the market. Accurate wages help keep the labor markets competitive while maximizing worker satisfaction from the positions and minimizing overspending on the employer side.

